

Continuing the Tradition

www.lcsedu.net

A TRADITION OF EXCELLENCE FOR ALL

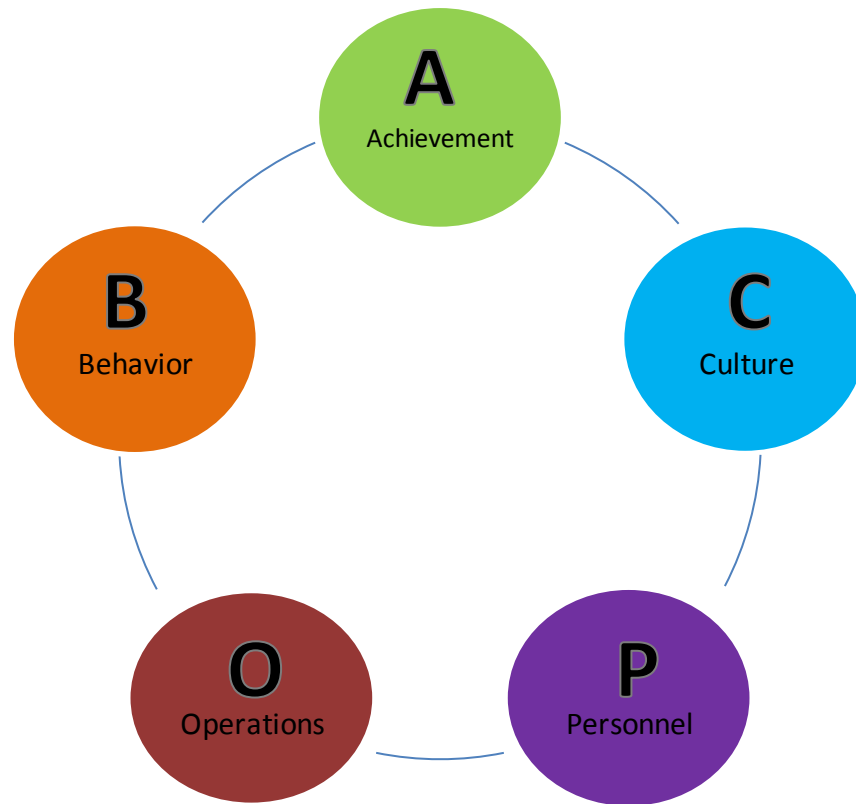


LYNCHBURG CITY SCHOOLS



A Quick Look into the 2012-2014
Comprehensive Plan and Lynchburg City
Schools' Path from Good to Great.

Every Child, By Name and By Need, to Graduation



Every Child, By
Name and By Need,
to Graduation

Continuing the

Tradition

A TRADITION OF EXCELLENCE FOR ALL



LYNCHBURG CITY SCHOOLS

www.lcsedu.net



VISION

A Tradition of
Excellence
for All

MISSION

Every child, by
name and by need,
to graduation

GOAL

Excellence in Achievement,
Behavior, Culture,
Operations and Personnel

Every Child, By
Name and By Need,
to Graduation



Division-Wide Indicators of Excellence

The ABCs

A ACHIEVEMENT

Why: Academic Excellence is the distinguishing characteristic of the school division.

How: Fully accredited schools provide programs that challenge the intellect and maximize the potential of each student.

B BEHAVIOR

Why: Each student should develop strong character reflecting those values cherished by the Lynchburg community.

How: We foster a culture of mutual respect that builds trust, engages every student and makes each student accountable.

C CULTURE

Why: Our schools are an inclusive community in which people from different cultural, ethnic, racial, and religious backgrounds learn, live, and work harmoniously, without compromising their beliefs and their identities.

How: Make stakeholders and community members accountable. Ask, listen and learn from student, staff and parent input.

Every Child, By Name and By Need, to Graduation



Achievement Indicators of Excellence

- ▶ Graduation Rate (Federal Graduation Indicator, Diplomas/Completers, Dropouts)
- ▶ AP, Advanced, Dual Enrollment and Accelerated Math Enrollment
- ▶ Reading Proficiency (PALS K-2, SOL Reading 3-8, 11)
- ▶ SOL Results by Level (New Focus on Pass Advanced)
- ▶ Grade Distributions

Every Child, By
Name and By Need,
to Graduation



GRADUATION RATE

Two high schools see region's largest increase

7%

HERITAGE HIGH SCHOOL

4%

E. C. GLASS HIGH SCHOOL

Every Child, By
Name and By Need,
to Graduation



GRADUATION RATE **GOAL:**

Decrease the percentage of students not graduating on time by 10 percent each year while narrowing the gap between whites, minorities, economically disadvantaged and students with disabilities.

Every Child, By
Name and By Need,
to Graduation



AP, ADVANCED, DUAL ENROLLMENT most offerings in the area

23 AP courses

6 Dual Enrollment CORE courses

13 Career-Tech Dual Enrollment courses

Every Child, By
Name and By Need,
to Graduation



AP, ADVANCED, DUAL ENROLLMENT

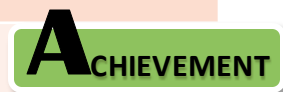
Preparing for College Acceptance

ECG

COLLEGE	NUMBER ATTENDED	AVERAGE NUMBER AP CLASSES TAKEN
William & Mary	12	8.08
JMU	10	5.06
UVA	6	7.5
Va. Tech	11	5.96

HHS

COLLEGE	NUMBER ATTENDED	AVERAGE NUMBER AP CLASSES TAKEN
Duke	1	6
JMU	3	5.3
UVA	9	8.7
Va. Tech	6	6.3



Every Child, By Name and By Need, to Graduation



AP, ADVANCED, DUAL ENROLLMENT Career and College Readiness

- ▶ Regional Programs include new XLR8 STEM Academy and existing Central Virginia Governor's School
- ▶ Early College Scholars
- ▶ Project Launchburg: On November 5, 2012, Lynchburg City Schools sent all 10th graders from E. C. Glass and Heritage high schools to visit area colleges and universities.
- ▶ Both high schools were included in the *Washington Post's* 2012 national ranking of the most challenging high schools.
- ▶ Our nuclear technologies class at E. C. Glass is one of only three courses like it in the country.

Every Child, By
Name and By Need,
to Graduation



ADVANCED, AP, DUAL ENROLLMENT **GOAL**

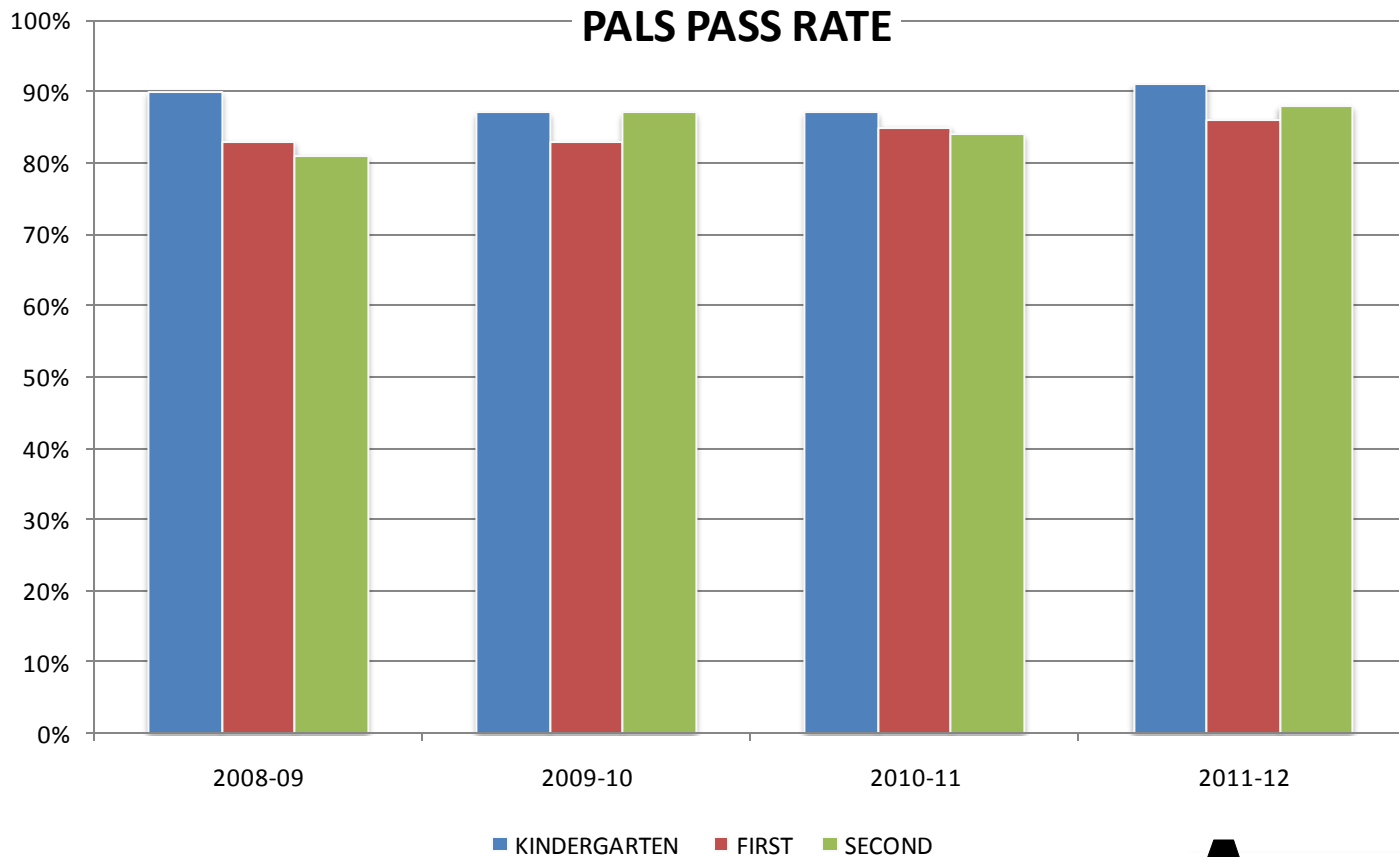
Increase by 10% each year the number of students taking at least one Advanced, AP, Accelerated Math, or Dual Enrollment Class.

Every Child, By
Name and By Need,
to Graduation



READING PROFICIENCY

Identifying Literacy Challenges Early



Every Child, By Name and By Need, to Graduation





READING PROFICIENCY GOAL

By the end of second grade, reduce the failure rate on the PALS by 10% each year and decrease by 10% each year the failure rates on the SOL reading assessments.

Every Child, By
Name and By Need,
to Graduation



SOL RESULTS GOAL

All schools will be fully accredited and all subgroups will show positive progress each year toward meeting the Annual Measureable Objectives on SOLs as determined by the Virginia Department of Education.

Every Child, By
Name and By Need,
to Graduation



Behavior Indicators of Excellence

- ▶ Suspensions
- ▶ Student Attendance
- ▶ Character Education

Every Child, By
Name and By Need,
to Graduation



SUSPENSIONS

Positive Behavior In Schools (PBIS)

- ▶ Implementing program in every school
- ▶ Rewarding positive behavior
- ▶ Catching kids doing things right

Every Child, By
Name and By Need,
to Graduation





SUSPENSIONS

Discipline Matrix

- ▶ Every school has consistent discipline
- ▶ Students clearly know results of their behavior

Every Child, By
Name and By Need,
to Graduation





SUSPENSIONS GOAL

Decrease suspensions by 5 percent each year

Every Child, By
Name and By Need,
to Graduation





STUDENT ATTENDANCE

New Truancy Policy

- ▶ Tracking students with 7 or more unexcused absences
- ▶ Proposing a security and truancy attendant at every elementary school

Every Child, By
Name and By Need,
to Graduation



STUDENT ATTENDANCE **GOAL**

Reduce by 10 percent the number of students with 7 or more unexcused absences.

Every Child, By
Name and By Need,
to Graduation





CHARACTER EDUCATION

6 character traits adopted by board

Kindness with courtesy and politeness

Responsibility with citizenship

Work Ethic with diligence and perseverance

Self-Discipline with self-control and patience

Honesty with integrity

Respect of authority and others

Every Child, By
Name and By Need,
to Graduation



CHARACTER TRAITS GOAL

With Community support, the division will develop civic minded students of character by modeling and teaching the six character traits adopted by the Lynchburg City Schools school board.

Every Child, By
Name and By Need,
to Graduation





Culture Indicators of Excellence

- ▶ Staff Attendance
- ▶ School Culture Survey
- ▶ Parent Involvement

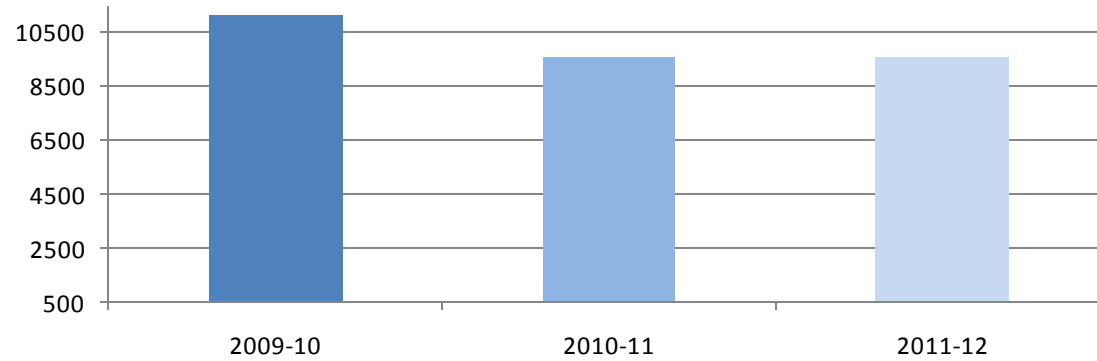
Every Child, By
Name and By Need,
to Graduation



STAFF ATTENDANCE

Employees want to come to work

Staff Absences for past three years



GOAL

Reduce costs associated by staff absences.

Every Child, By Name and By Need, to Graduation



SCHOOL CULTURE SURVEY

Tracking culture for students, staff and parents

School Division Strengths

- ▶ Teachers are enthusiastic about helping all students
- ▶ Community expects high academic achievement
- ▶ Parents are encouraged to be involved in child's education
- ▶ Students are expected to be well-behaved

Every Child, By
Name and By Need,
to Graduation



SCHOOL CULTURE SURVEY

Pro-active response to challenges

- ▶ Student input is sought in developing rules and regulations

PRINCIPAL'S CABINET

- ▶ Teachers accommodate different learning styles

EXPAND PROFESSIONAL DEVELOPMENT

- ▶ Teachers communicating with parents about child's progress

TOUCHING BASES PROGRAM

- ▶ Communicating good news with parents and community

REGULAR SCHOOL NEWSLETTERS

Every Child, By
Name and By Need,
to Graduation



GOAL

Establish baseline data through survey administration in Fall 2012

Every Child, By
Name and By Need,
to Graduation

PARENT INVOLVEMENT

Give Me 5 Campaign



MINUTES

HOURS

DAYS

DOLLARS

CLASSES

Every Child, By
Name and By Need,
to Graduation



O OPERATIONS

Indicators of Excellence

- Facilities
- Technology
- Finance
- Nutrition
- Transportation

P PERSONNEL

Indicators of Excellence

- Degree
- Professional Development Plan
- Turnover

Every Child, By
Name and By Need,
to Graduation

Mission-driven Budget

Serving Every Child, By Name and By Need

- Elementary Alternative Education
- Special Education and ELL services
- Gifted Services
- 1-on-1 technology initiative
- Naviance program
- Instructional materials for math
- Career guidance counselor



Every Child, By
Name and By Need,
to Graduation



ACHIEVEMENT

Showing Progress

ELEMENTARY

8.16 % INCREASE in As and Bs

9.02 % DECREASE in Ds and Us/Fs

MIDDLE

0.34 % INCREASE in As and Bs

21.22 % DECREASE in Ds & Fs

HIGH

5.78% INCREASE in As and Bs

12.91 % DECREASE in Ds & Fs

Every Child, By
Name and By Need,
to Graduation



BEHAVIOR

Showing Progress

15.64 % DECREASE in total number of students with 7 or more unexcused absences.

12.63 % DECREASE in total number of students with at least one short term suspension.

Every Child, By
Name and By Need,
to Graduation



CULTURE

Showing Progress

49.61 % INCREASE in number of volunteer applications

Every Child, By
Name and By Need,
to Graduation

Continuing the

Tradition

A TRADITION OF EXCELLENCE FOR ALL



LYNCHBURG CITY SCHOOLS

www.lcsedu.net

We have a plan

The plan is working

Right Plan, Right People, Right
Organization, Right Resources



Right Path to Go from
Good to Great

Every Child, By Name and By Need, to Graduation